

BG-8K-HS41

8K HDMI 4x1 Switcher

User Manual








TABLE OF CONTENTS

Statement	4
Safety Precaution	4
Introduction	5
Features	5
Packing List	5
Specifications	6
Operation Controls and Functions	7
IR Remote	8
Application Diagram	9
Tech Support	10
Warranty	10
Mission Statement	11
Copyright	12



Statement

Please read these instructions carefully before connecting, operating, or configuring this product. Please save this manual for future reference.

Safety Precaution

- To prevent damaging this product, avoid heavy pressure, strong vibration, or immersion during transportation, storage, and installation.
- The housing of this product is made of organic materials. Do not expose to any liquid, gas, or solids which may corrode the shell.
- Do not expose the product to rain or moisture.
- To prevent the risk of electric shock, do not open the case. Installation and maintenance should only be carried out by qualified technicians.
- Do not use the product beyond the specified temperature, humidity, or power supply specifications.
- This product does not contain parts that can be maintained or repaired by users. Damage caused by dismantling the product without authorization from BZBGear is not covered under the warranty policy.
- Installation and use of this product must strictly comply with local electrical safety standards.



Introduction

This 8K HDMI 4x1 Switcher can switch any of 4 HDMI sources to 1 HDMI display. It supports video resolution up to 8K@60Hz 4:4:4, 48Gbps video bandwidth. It is suitable for outdoor display, video conference, security monitoring, home theater and other applications.

By using this HDMI 8K switcher, you are allowed to connect from four HDMI INPUT ports to four HDMI source devices via an individual HDMI cable, then connect from HDMI OUTPUT port to your external monitor (such as HDMI projector, HDMI TV or HDMI ordinary display). You can switch between four sources by pressing the switch button on the front panel of the switcher.

Please pay attention that this switcher is not a bi-directional switcher, you can only use from four sources to one display (only 4 in 1 out, not 1 in 4 out).

It can work well with xbox or PS5 to achieve 4K@120hz on your TVs or relative monitors.

Features

- HDMI 2.1 and HDCP 2.3 compliant
- Support 48Gbps video bandwidth
- 8K@60Hz 4:4:4 8/10/12bit, 8K@60Hz 4:2:0 12-bit, 8K@30Hz 4:4:4 10-bit, 4K@120Hz 4:4:4 10-bit video support
- Support HDR, HDR10, HDR10+, Dolby Vision, HLG pass through
- VRR, FVA, ALLM support
- Support HDMI audio formats: LPCM 7.1CH, Dolby TrueHD, and DTS-HD Master Audio
- 4x1 switch output, auto switch is supported
- Built-in Equalizer and Driver
- Auto EDID management
- Compact design for easy and flexible installation

Packing List

- 1x 8K HDMI 4x1 switcher
- 1x 5V/1A Power Supply
- 1x IR Remote
- 1x User Manual



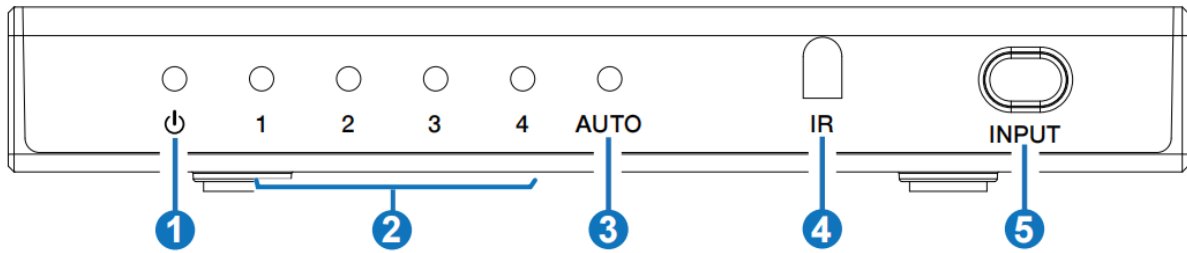
Specifications

Technical	
HDMI Compliance	HDMI 2.1
HDCP Compliance	HDCP 2.3
Video Bandwidth	48Gbps
Video Resolution	Up to 8K@60Hz 4:4:4 8/10/12bit, 8K@60Hz 4:2:0 12-bit, 8K@30Hz 4:4:4 10-bit, 4K@120Hz 4:4:4 10-bit
Color Depth	8-bit,10-bit,12-bit
Color Space	RGB, YCbCr 4:4:4 / 4:2:2 / 4:2:0
HDMI Audio Formats	LPCM, Dolby Digital/Plus/EX, Dolby True HD, DTS, DTS-EX, DTS-96/24, DTS High Res, DTS-HD Master Audio, DSD
Connection	
Input	4×HDMI INPUT [Type A, 19-pin female]
Output	1×HDMI OUTPUT [Type A, 19-pin female]
Mechanical	
Housing	Plastic Enclosure
Silkscreen Color	Black
Dimensions	122mm (W) × 65mm (D) × 19mm (H)
Weight	88g
Power Supply	Input: AC100 - 240V 50/60Hz, Output: DC 5V/1A (US/EU standards, CE/FCC/UL certified)
Power Consumption	3.4W (Max)
Operation Temperature	0°C ~ 40°C / 32°F ~ 104°F
Storage Temperature	-20°C ~ 60°C / -4°F ~ 140°F
Relative Humidity	20~90% RH (non-condensing)

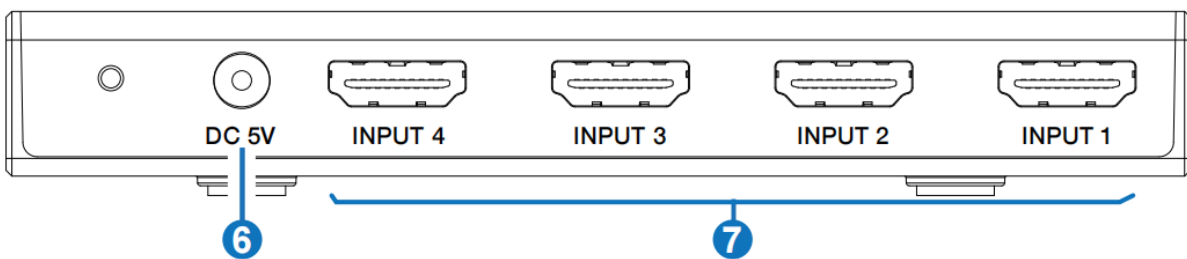


Operation Controls and Functions

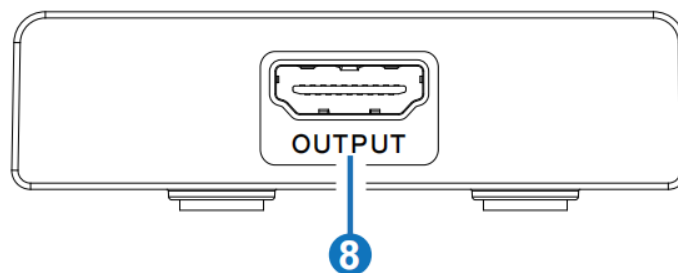
Front Panel



Rear Panel



Side Panel



No.	Name	Function Description
1	POWER LED	When the device is powered on, the white power LED is on.
2	INPUT LED (1~4)	When the INPUT 1/2/3/4 port is selected as the signal source input channel, the corresponding white LED will be on.
3	AUTO LED	When the auto switching mode is enabled, the corresponding white LED will be on.
4	IR Window	IR input signal receiving window.
5	INPUT button	<ul style="list-style-type: none"> ▪ Short press this button to circularly select signal source. ▪ Long press this button for 3 seconds to enable the auto switching mode.
6	DC 5V	DC 5V/1A Power input port.
7	INPUT port (1~4)	HDMI signal input ports, connected to HDMI source device such as DVD or PS5 with an HDMI cable.
8	OUTPUT port	HDMI signal output port, connected to HDMI display device such as TV or Monitor with an HDMI cable.

**Notes:**

1. If you need to use the switcher to output signals of 4K@120Hz or 8K@ 60Hz, please make sure that your HDMI cable, HDMI signal source and HDMI display all support the above resolution.
2. The length of the HDMI cables connected to both ends of the switcher should not be too long, otherwise, it will easily cause the screen to flicker. The following HDMI cables are suggested.


8K60, 8K30, 4K120: Ultra HDMI 2.1 cable, IN/OUT 2 meters.

4K60 4:4:4: HDMI 2.0 cable, IN/OUT 3 meters.

4K60 4:2:0, 4K30, 1080P: HDMI cable, IN/OUT 5 meters.

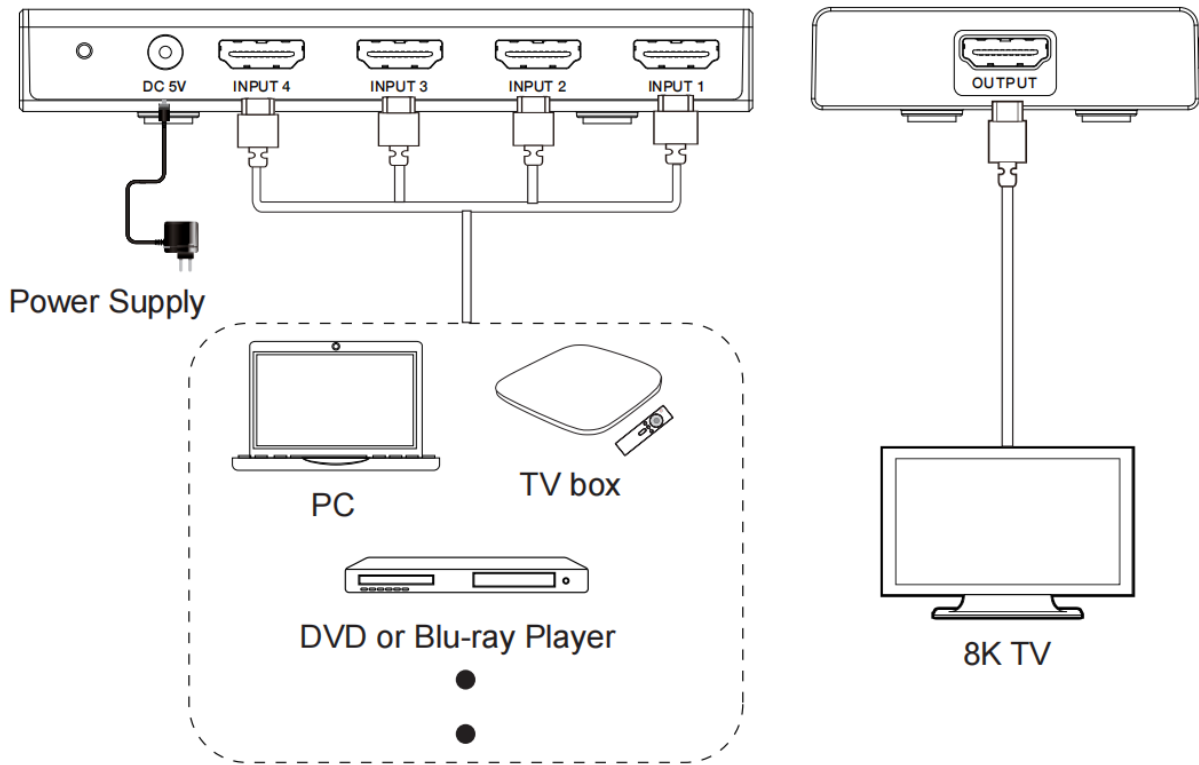
IR Remote

IN1/2/3/4 : Press IN1/2/3/4 button to select HDMI signal source INPUT 1/2/3/4 to the OUTPUT port.

 : Press this button to circularly switch HDMI signal source INPUT 1/2/3/4 to the OUTPUT port.



Application Diagram





Tech Support

Have technical questions? We may have answered them already!

Please visit BZBGEAR's support page (bzbgear.com/support) for helpful information and tips regarding our products. Here you will find our Knowledge Base (bzbgear.com/knowledge-base) with detailed tutorials, quick start guides, and step-by-step troubleshooting instructions. Or explore our YouTube channel, BZB TV (youtube.com/c/BZBTVchannel), for help setting up, configuring, and other helpful how-to videos about our gear.

Need more in-depth support? Connect with one of our technical specialists directly:

<u>Phone</u>	<u>Email</u>	<u>Live Chat</u>
1.888.499.9906	support@bzbgear.com	bzbgear.com

Warranty

BZBGEAR Pro AV products and cameras come with a three-year warranty. An extended two-year warranty is available for our cameras upon registration for a total of five years.

For complete warranty information, please visit bzbgear.com/warranty.

For questions, please call 1.888.499.9906 or email support@bzbgear.com.



Mission Statement

BZBGear is a breakthrough manufacturer of high-quality, innovative audiovisual equipment ranging from AVoIP, professional broadcasting, conferencing, home theater, to live streaming solutions. We pride ourselves on unparalleled customer support and services. Our team offers system design consultation, and highly reviewed technical support for all the products in our catalog. BZBGear delivers quality products designed with users in mind.



Copyright

All the contents in this manual and its copyright are owned by BZBGear. No one is allowed to imitate, copy, or translate this manual without BZBGear's permission. This manual contains no guarantee, standpoint expression or other implies in any form. Product specification and information in this manual is for reference only and subject to change without notice.

All rights reserved. No reproducing is allowed without acknowledgement.